








Kurzfristige Prognose

Stations-Durchschnitte

	 °C	 %	 hPa	 km/h	 mm/h	 °C
8 Apr	11.9 / 4.8	64.7	1010.7	3.6	3.1	9.8 / 1.8
9 Apr	11.6 / 4.4	65.6	1008.6	3.5	1.0	9.1 / 1.7
10 Apr	11.9 / 3.9	70.0	1012.8	3.7	1.9	9.6 / 1.4
11 Apr	14.5 / 4.6	65.4	1010.9	3.3	0.8	12.5 / 2.6
12 Apr	14.2 / 5.8	69.9	1009.4	3.5	0.7	12.1 / 4.2
13 Apr	14.6 / 6.6	70.7	1009.0	2.4	4.9	13.3 / 4.7
14 Apr	15.5 / 7.5	66.6	1007.6	3.3	5.4	13.7 / 5.5
15 Apr	12.2 / 8.7	72.7	1004.6	3.3	6.6	10.9 / 6.9
16 Apr	11.5 / 5.3	68.0	1007.4	5.2	1.5	8.4 / 2.9

Stationsextreme

	 °C	 %	 hPa	 km/h	 km/h	 mm/h	 °C
8 Apr	28.6 2024	88.0 2021, 2022	1026.8 2026	33.8 2022	38.6 2022	11.7 2022	27.7 2024
	-1.7 2021	26.0 2024	987.1 2022	-	-	-	-8.0 2021
9 Apr	25.8 2024	90.0 2024	1024.9 2023	25.7 2024	40.2 2022	3.1 2022	25.4 2024
	-1.9 2021	29.0 2024	985.0 2022	-	-	-	-4.8 2021
10 Apr	17.5 2021	99.0 2024	1031.1 2025	29.0 2025	30.6 2025	7.1 2024	15.7 2021
	0.7 2022	35.0 2021	1003.7 2021	-	-	-	-3.1 2023
11 Apr	19.2 2021	88.0 2024	1033.9 2024	22.5 2025	30.6 2023	3.6 2023	17.2 2021
	-0.3 2022	34.0 2021	1000.7 2021	-	-	-	-3.3 2022
12 Apr	21.0 2024	92.0 2022	1033.9 2024	33.8 2021	33.8 2021	2.3 2021	20.9 2024
	0.0 2021	39.0 2025	994.9 2023	-	-	-	-6.2 2021
13 Apr	25.2 2024	87.0 2021	1038.2 2024	16.1 2023	22.5 2023	22.1 2023	25.5 2024
	-0.9 2021	39.0 2024	996.9 2023	-	-	-	-4.2 2021
14 Apr	26.6 2024	92.0 2021	1024.4 2022	16.1 2024	24.1 2024	26.4 2023	25.8 2024
	-0.5 2021	27.0 2024	995.7 2025	-	-	-	-4.1 2021
15 Apr	22.8 2025	93.0 2024	1029.8 2022	20.9 2024	35.4 2024	22.9 2023	21.2 2025
	-1.9 2021	38.0 2025	991.2 2025	-	-	-	-4.4 2021
16 Apr	25.3 2025	88.0 2021	1035.0 2022	41.8 2024	41.8 2024	5.1 2023	24.3 2025
	-2.1 2021	27.0 2025	997.0 2024	-	-	-	-5.0 2021

Almanach

